

**Emergency Nurses Association  
2025 Election  
Final Vote Summary - September 19, 2025**

**President-Elect**

*Vote for 1*

<b>Chris Parker</b>	<b>1,721</b>
---------------------	--------------

**Secretary/Treasurer**

*Vote for 1*

<b>Vanessa Gorman</b>	<b>1,711</b>
-----------------------	--------------

**Directors**

*Vote for 2*

Cheryl Riwitis	506	13.96%
<b>Rachael Smith</b>	<b>1,003</b>	<b>27.68%</b>
Khay Douangdara	645	17.80%
Ben Coe	663	18.29%
<b>Leslie Kees</b>	<b>807</b>	<b>22.27%</b>
	<hr/>	
	3,624	

**Leadership Development and Elections Committee - Region 2**

*Vote for 1*

<b>Jason Carter</b>	<b>1,737</b>
---------------------	--------------

**Election Summary**

Total Returns by Internet	<hr/> 1,966
Total Returns	1,966
Total Ballots Distributed	35,181
Percent Returned	5.59%



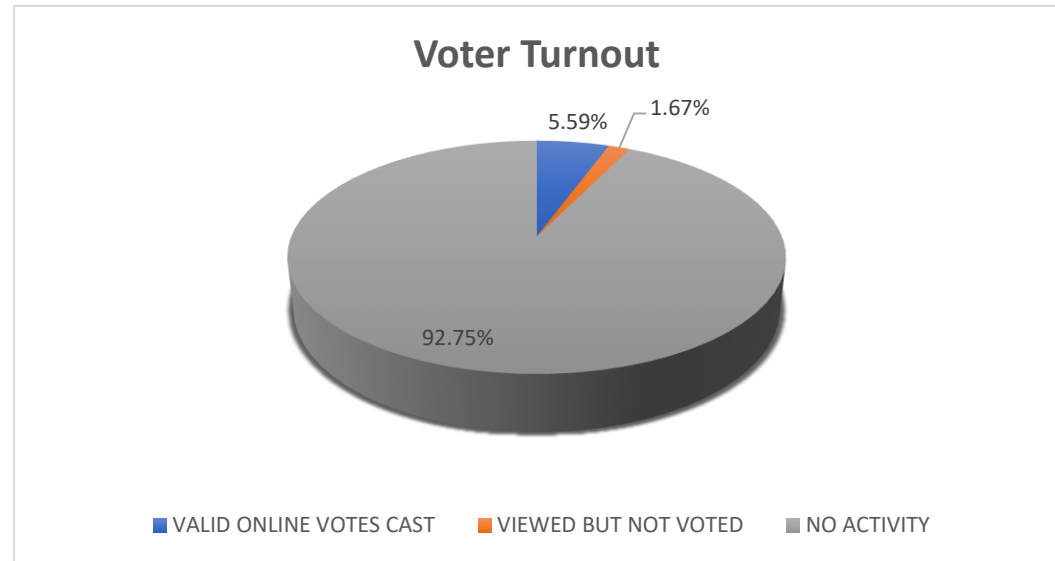
---

Certified, Frank Fatone  
President and CEO  
Election Services Co.

The election results and any additional information in connection therewith provided by ESC hereunder or in any report delivered by ESC in connection therewith are provided solely for the benefit of the Board of Directors or equivalent governing body of your organization in connection with the services provided hereunder or any other services rendered in connection therewith and shall not otherwise be reproduced for any other purpose, made public or provided to the membership of your organization (other than to report such actual election results) or any other person or entity without the express prior written consent of ESC.

## Emergency Nurses Association - 2025 Election Voting Activity Report

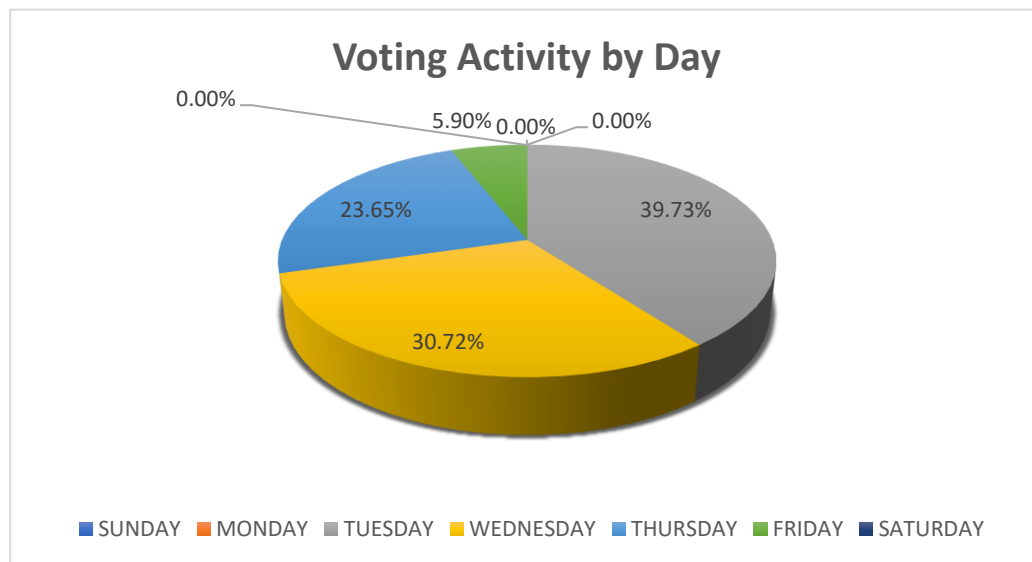
ACTIVITY	NUMBER	PERCENTAGE
VALID ONLINE VOTES CAST	1,966	5.59%
VIEWED BUT NOT VOTED	586	1.67%
NO ACTIVITY	32,629	92.75%
<b>TOTALS</b>	<b>35,181</b>	<b>100.00%</b>



## Emergency Nurses Association - 2025 Election

### Voting Activity by Day

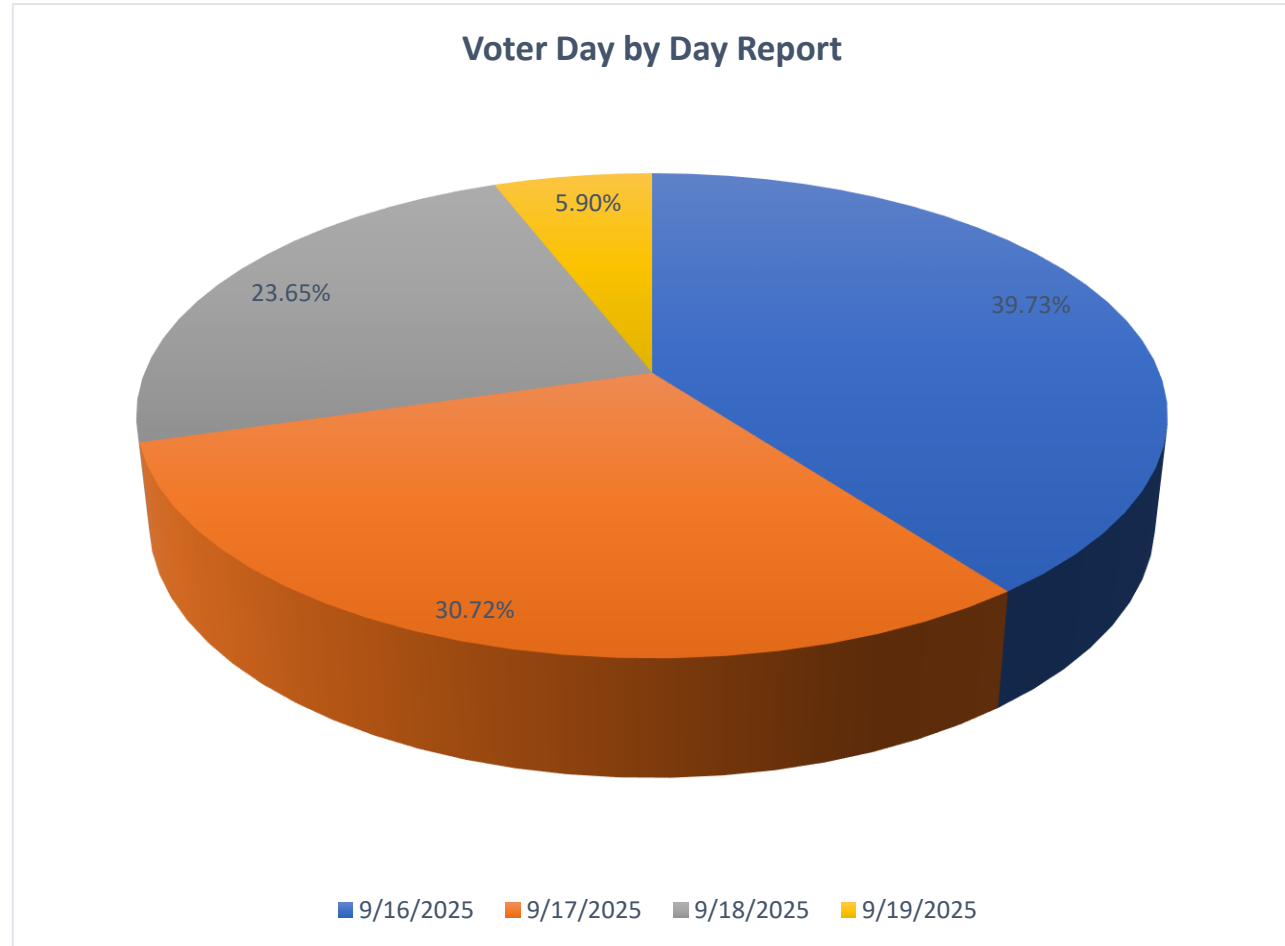
DAY	VOTES	PERCENTAGE
SUNDAY	0	0.00%
MONDAY	0	0.00%
TUESDAY	781	39.73%
WEDNESDAY	604	30.72%
THURSDAY	465	23.65%
FRIDAY	116	5.90%
SATURDAY	0	0.00%
<b>TOTALS</b>	<b>1,966</b>	<b>100.00%</b>



## Emergency Nurses Association - 2025 Election Voting Activity Day by Day

DATE	VOTES	PERCENTAGE
9/16/2025	781	39.73%
9/17/2025	604	30.72%
9/18/2025	465	23.65%
9/19/2025	116	5.90%
<b>TOTALS</b>	<b>1,966</b>	<b>100.00%</b>

Indicates email blast sent by ESC

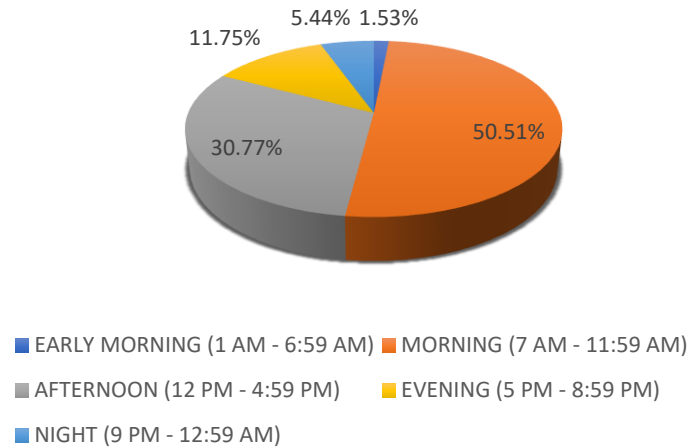


## Emergency Nurses Association - 2025 Election

### Voting Activity by Time Range

TIME RANGE	VOTES	PERCENTAGE
EARLY MORNING (1 AM - 6:59 AM)	30	1.53%
MORNING (7 AM - 11:59 AM)	993	50.51%
AFTERNOON (12 PM - 4:59 PM)	605	30.77%
EVENING (5 PM - 8:59 PM)	231	11.75%
NIGHT (9 PM - 12:59 AM)	107	5.44%
<b>TOTALS</b>	<b>1,966</b>	<b>100.00%</b>

Voting Activity by Time Range



2025 ENA National Election				
State Councils Returns Report - September 19, 2025				
Totals Members:	35,181			
Total Ballots Cast:	1,966			
Percentage:	5.59%			
State Council	Total Members	Web Ballots	Total Ballots	% Received
	1	0	0	0.00%
Alabama State Council	372	29	29	7.80%
Alaska State Council	239	5	5	2.09%
Arizona State Council	548	20	20	3.65%
Arkansas State Council	254	24	24	9.45%
California State Council	3701	119	119	3.22%
Colorado State Council	873	44	44	5.04%
Connecticut State Council	383	30	30	7.83%
Delaware State Council	147	10	10	6.80%
Florida State Council	2004	98	98	4.89%
Georgia State Council	1087	56	56	5.15%
Guam US Territory	25	0	0	0.00%
Hawaii State Council	242	13	13	5.37%
Idaho State Council	204	13	13	6.37%
Illinois State Council	1192	47	47	3.94%
Indiana State Council	810	78	78	9.63%
International	273	30	30	10.99%
Iowa State Council	377	22	22	5.84%
Kansas State Council	285	22	22	7.72%
Kentucky State Council	520	71	71	13.65%
Louisiana State Council	625	41	41	6.56%
Maine State Council	211	8	8	3.79%
Maryland State Council	675	33	33	4.89%
Massachusetts State Council	615	38	38	6.18%
Michigan State Council	924	37	37	4.00%
Military	33	1	1	3.03%
Minnesota State Council	538	33	33	6.13%
Mississippi State Council	222	10	10	4.50%
Missouri State Council	540	42	42	7.78%
Montana State Council	193	14	14	7.25%
NCE(International Council Only ZZ)	3	0	0	0.00%
NCE(Military Council Only MM)	2	0	0	0.00%
Nebraska State Council	265	22	22	8.30%
Nevada State Council	299	15	15	5.02%
New Hampshire State Council	259	16	16	6.18%
New Jersey State Council	1369	73	73	5.33%
New Mexico State Council	221	9	9	4.07%
New York State Council	1851	88	88	4.75%
North Carolina State Council	1479	70	70	4.73%
North Dakota State Council	111	8	8	7.21%

2025 ENA National Election				
State Councils Returns Report - September 19, 2025				
Totals Members:	35,181			
Total Ballots Cast:	1,966			
Percentage:	5.59%			
State Council	Total Members	Web Ballots	Total Ballots	% Received
Ohio State Council	1039	42	42	4.04%
Oklahoma State Council	343	21	21	6.12%
Oregon State Council	484	22	22	4.55%
Pennsylvania State Council	1447	95	95	6.57%
PR US Commonwealth	10	1	1	10.00%
Rhode Island State Council	102	11	11	10.78%
South Carolina State Council	601	69	69	11.48%
South Dakota State Council	151	15	15	9.93%
Tennessee State Council	481	26	26	5.41%
Texas State Council	3335	179	179	5.37%
Utah State Council	207	11	11	5.31%
Vermont State Council	167	5	5	2.99%
VI US Territory	3	0	0	0.00%
Virginia State Council	1152	69	69	5.99%
Washington State Council	832	52	52	6.25%
West Virginia State Council	171	14	14	8.19%
Wisconsin State Council	568	36	36	6.34%
Wyoming State Council	116	9	9	7.76%
<b>Totals</b>	<b>35,181</b>	<b>1,966</b>	<b>1,966</b>	<b>5.59%</b>