

**Emergency Nurses Association**  
 2021 Election  
 Final Vote Summary - September 24, 2021

**PRESIDENT-ELECT CANDIDATES**

*Vote for 1*

<b>Terry Foster</b>	<b>2,041</b>	
---------------------	--------------	--

**SECRETARY/TREASURER CANDIDATES**

*Vote for 1*

Ryan Oglesby	768	37.26%
<b>Chris Dellinger</b>	<b>1,293</b>	<b>62.74%</b>
	<hr style="width: 50%; margin-left: auto; margin-right: 0;"/>	
	2,061	

**DIRECTOR CANDIDATES**

*Vote for 4*

<b>Joop Breuer</b>	<b>1,230</b>	<b>16.69%</b>
Jamla Rizek	673	9.13%
Nycole Oliver	764	10.36%
<b>Cheryl Randolph</b>	<b>1,132</b>	<b>15.36%</b>
<b>Vanessa Gorman</b>	<b>884</b>	<b>11.99%</b>
<b>Jack Rodgers</b>	<b>1,026</b>	<b>13.92%</b>
Carla Brim	824	11.18%
Shawntay Harris	838	11.37%
	<hr style="width: 50%; margin-left: auto; margin-right: 0;"/>	
	7,371	

**NOMINATIONS AND ELECTIONS COMMITTEE – REGION 4 CANDIDATES**

*Vote for 1*

Margaret Dymond	604	30.68%
<b>Gina Slobogin</b>	<b>736</b>	<b>37.38%</b>
Brian Rogers	629	31.95%
	<hr style="width: 50%; margin-left: auto; margin-right: 0;"/>	
	1,969	

**NOMINATIONS AND ELECTIONS COMMITTEE – REGION 6 CANDIDATES**

*Vote for 1*

Danita Mullins	566	28.91%
<b>Barbara Gibson</b>	<b>738</b>	<b>37.69%</b>
Jennifer Williams-Cook	654	33.40%
	<hr style="width: 50%; margin-left: auto; margin-right: 0;"/>	
	1,958	

**Emergency Nurses Association**  
2021 Election  
Final Vote Summary - September 24, 2021

**Election Summary**

Total Returns by Internet	<u>2,138</u>
Total Returns	2,138
Total Ballots Distributed	45,456
Percent Returned	4.70%



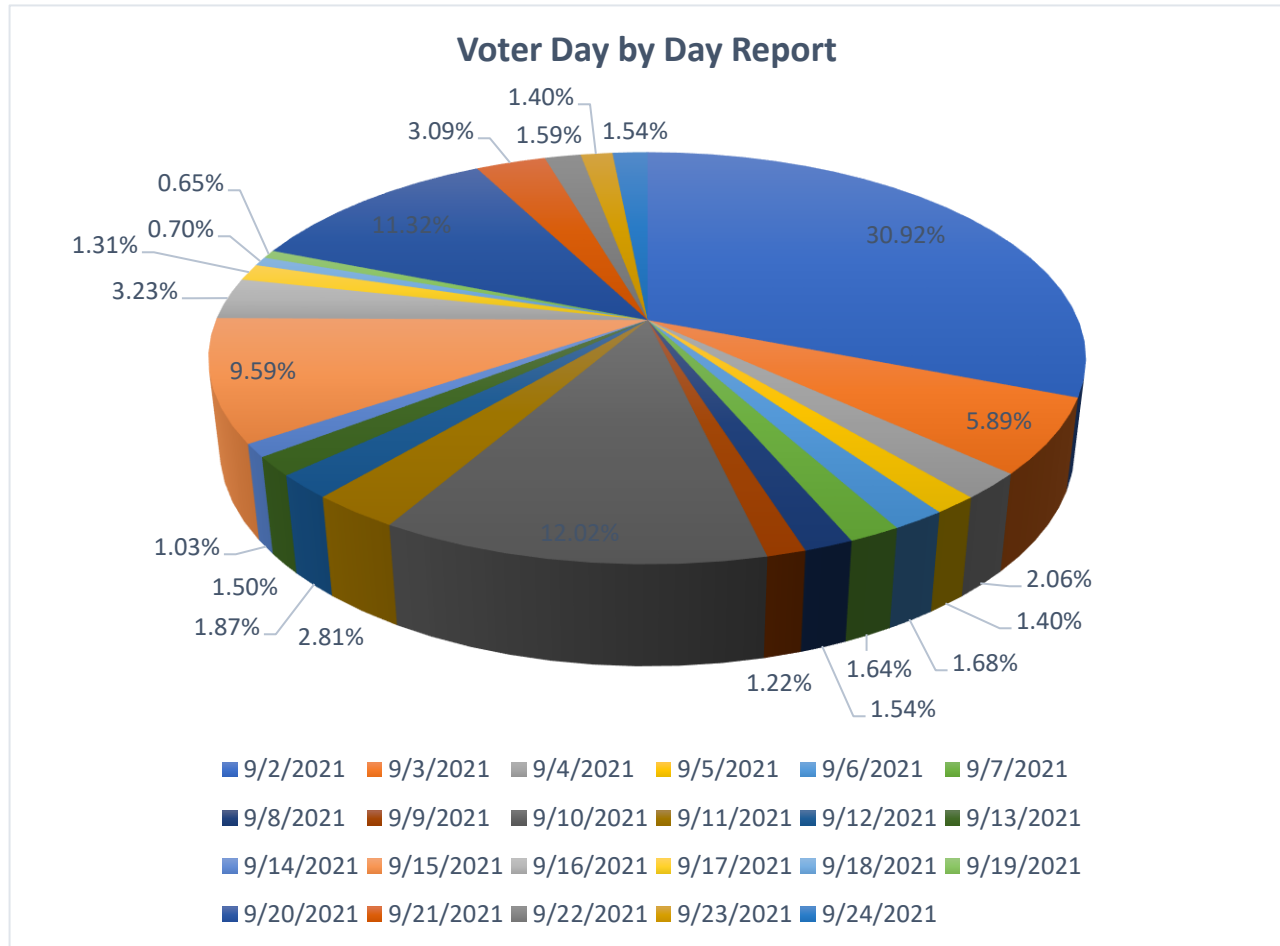
---

Certified, Frank Fatone  
President and CEO  
Election Services Co.

The election results and any additional information in connection therewith provided by ESC hereunder or in any report delivered by ESC in connection therewith are provided solely for the benefit of the Board of Directors or equivalent governing body of your organization in connection with the services provided hereunder or any other services rendered in connection therewith and shall not otherwise be reproduced for any other purpose, made public or provided to the membership of your organization (other than to report such actual election results) or any other person or entity without the express prior written consent of ESC.

## Emergency Nurses Association - 2021 Election Voting Activity Day by Day

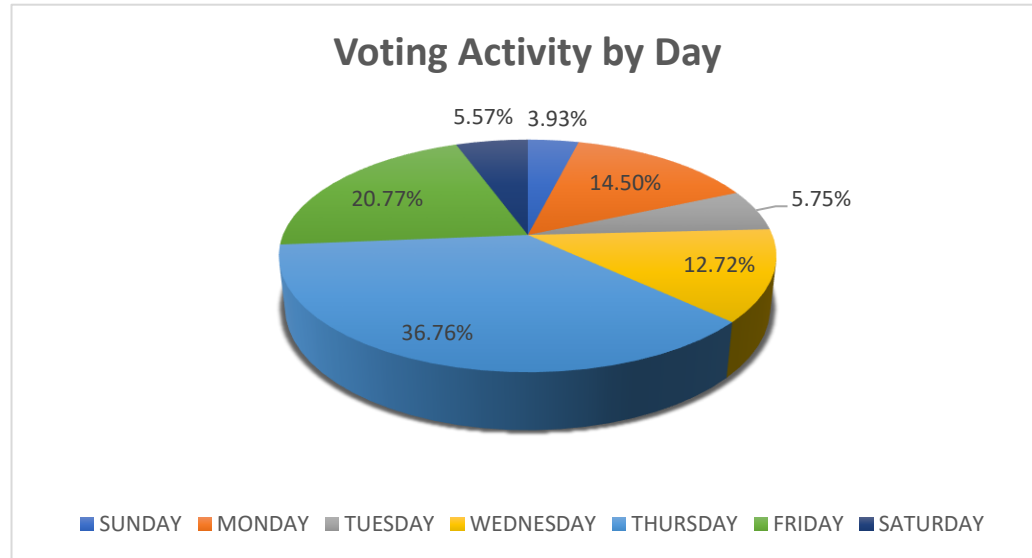
DATE	VOTES	PERCENTAGE
9/2/2021	661	30.92%
9/3/2021	126	5.89%
9/4/2021	44	2.06%
9/5/2021	30	1.40%
9/6/2021	36	1.68%
9/7/2021	35	1.64%
9/8/2021	33	1.54%
9/9/2021	26	1.22%
9/10/2021	257	12.02%
9/11/2021	60	2.81%
9/12/2021	40	1.87%
9/13/2021	32	1.50%
9/14/2021	22	1.03%
9/15/2021	205	9.59%
9/16/2021	69	3.23%
9/17/2021	28	1.31%
9/18/2021	15	0.70%
9/19/2021	14	0.65%
9/20/2021	242	11.32%
9/21/2021	66	3.09%
9/22/2021	34	1.59%
9/23/2021	30	1.40%
9/24/2021	33	1.54%
<b>TOTALS</b>	<b>2,138</b>	<b>100.00%</b>



**Indicates email blast sent by ESC**

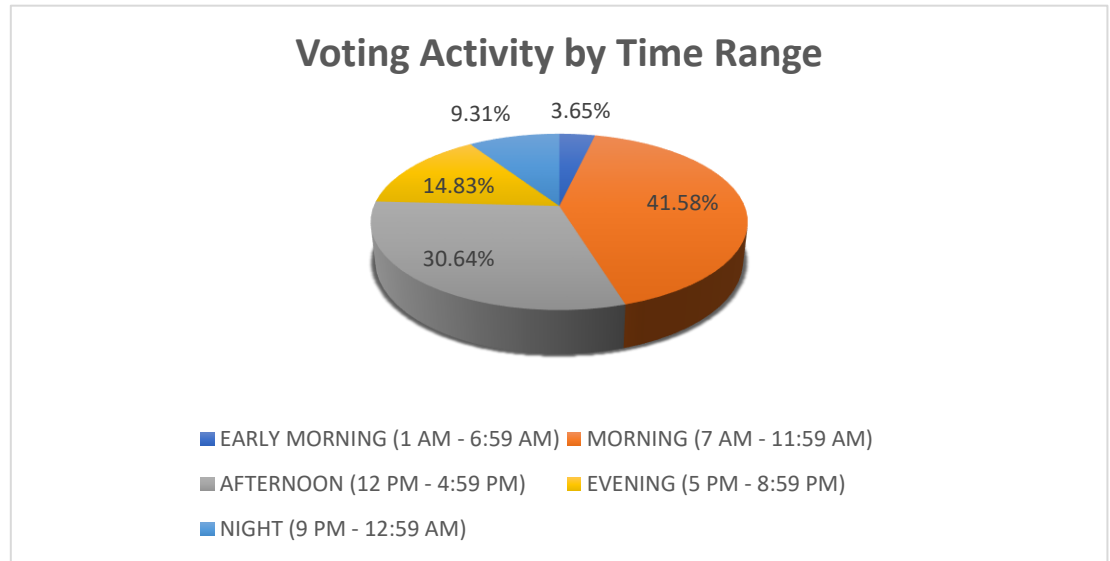
## Emergency Nurses Association - 2021 Election Voting Activity by Day

DAY	VOTES	PERCENTAGE
SUNDAY	84	3.93%
MONDAY	310	14.50%
TUESDAY	123	5.75%
WEDNESDAY	272	12.72%
THURSDAY	786	36.76%
FRIDAY	444	20.77%
SATURDAY	119	5.57%
<b>TOTALS</b>	<b>2,138</b>	<b>100.00%</b>



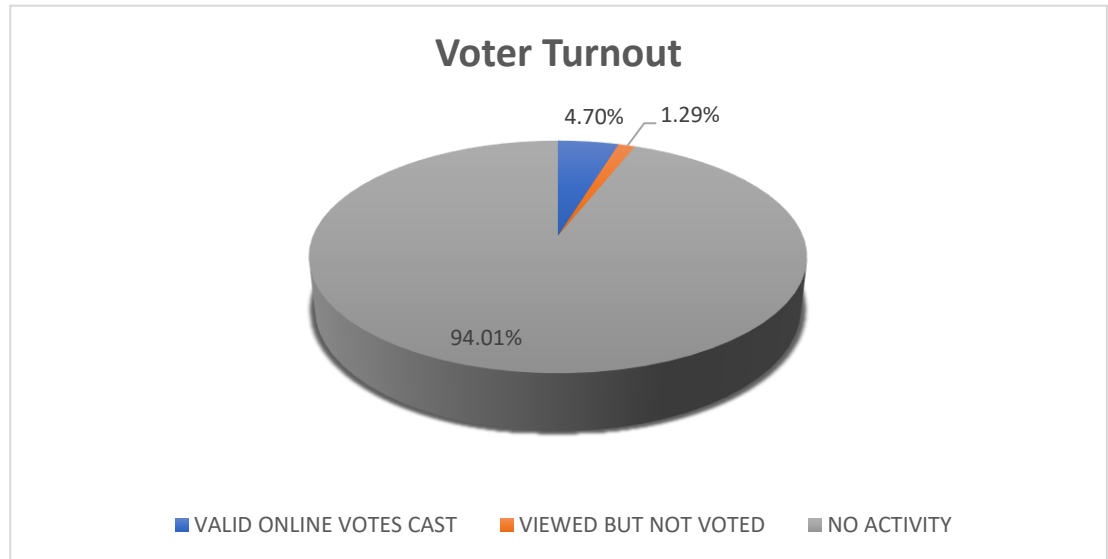
## Emergency Nurses Association - 2021 Election Voting Activity by Time Range

TIME RANGE	VOTES	PERCENTAGE
EARLY MORNING (1 AM - 6:59 AM)	78	3.65%
MORNING (7 AM - 11:59 AM)	889	41.58%
AFTERNOON (12 PM - 4:59 PM)	655	30.64%
EVENING (5 PM - 8:59 PM)	317	14.83%
NIGHT (9 PM - 12:59 AM)	199	9.31%
<b>TOTALS</b>	<b>2,138</b>	<b>100.00%</b>



## Emergency Nurses Association - 2021 Election Voting Activity Report

ACTIVITY	NUMBER	PERCENTAGE
VALID ONLINE VOTES CAST	2,138	4.70%
VIEWED BUT NOT VOTED	586	1.29%
NO ACTIVITY	42,732	94.01%
<b>TOTALS</b>	<b>45,456</b>	<b>100.00%</b>



## 2021 ENA National Election

### State Councils and Local Chapters Returns Report - September 24, 2021

<b>Totals Members:</b>	<b>45,456</b>				
<b>Total Ballots Cast:</b>	<b>2,138</b>				
<b>Percentage:</b>	<b>4.70%</b>				
<b>State Council</b>	<b>Local Chapter</b>	<b>Total Members</b>	<b>Web Ballots</b>	<b>Total Ballots</b>	<b>% Received</b>
<b>Alabama State Council</b>		<b>465</b>	<b>28</b>	<b>28</b>	<b>6.02%</b>
	NCE(State Council Only AL)	465	28	28	6.02%
<b>Alaska State Council</b>		<b>280</b>	<b>10</b>	<b>10</b>	<b>3.57%</b>
	NCE(State Council Only AK)	280	10	10	3.57%
<b>Arizona State Council</b>		<b>773</b>	<b>35</b>	<b>35</b>	<b>4.53%</b>
	NCE(State Council Only AZ)	773	35	35	4.53%
<b>Arkansas State Council</b>		<b>343</b>	<b>30</b>	<b>30</b>	<b>8.75%</b>
	NCE(State Council Only AR)	343	30	30	8.75%
<b>California State Council</b>		<b>4,904</b>	<b>162</b>	<b>162</b>	<b>3.30%</b>
	Channel Islands Chapter	176	6	6	3.41%
	East Bay Chapter	447	19	19	4.25%
	Greater Los Angeles Co. Chap	896	18	18	2.01%
	Inland Empire Chapter	548	10	10	1.82%
	Kern County Chapter	82	2	2	2.44%
	Loma Prieta Chapter	326	11	11	3.37%
	Mid-Valley Chapter	322	12	12	3.73%
	NCE(State Council Only CA)	29	0	0	0.00%
	Orange Coast Chapter	407	15	15	3.69%
	Sacramento Chapter	633	30	30	4.74%
	San Diego County Chapter	496	20	20	4.03%
	San Francisco Bay Area Chap.	410	18	18	4.39%
	Superior California Chapter	132	1	1	0.76%
<b>Colorado State Council</b>		<b>1,008</b>	<b>33</b>	<b>33</b>	<b>3.27%</b>
	NCE(State Council Only CO)	1,008	33	33	3.27%
<b>Connecticut State Council</b>		<b>510</b>	<b>25</b>	<b>25</b>	<b>4.90%</b>
	NCE(State Council Only CT)	510	25	25	4.90%
<b>Delaware State Council</b>		<b>215</b>	<b>15</b>	<b>15</b>	<b>6.98%</b>
	NCE(State Council Only DE)	215	15	15	6.98%

## 2021 ENA National Election

### State Councils and Local Chapters Returns Report - September 24, 2021

<b>Totals Members:</b>	<b>45,456</b>				
<b>Total Ballots Cast:</b>	<b>2,138</b>				
<b>Percentage:</b>	<b>4.70%</b>				
<b>State Council</b>	<b>Local Chapter</b>	<b>Total Members</b>	<b>Web Ballots</b>	<b>Total Ballots</b>	<b>% Received</b>
<b>Florida State Council</b>		<b>2,507</b>	<b>105</b>	<b>105</b>	<b>4.19%</b>
	Big Bend Chapter	50	3	3	6.00%
	Broward Chapter	225	8	8	3.56%
	Conch Republic of the Florida Keys Chapter	27	0	0	0.00%
	Dade-Broward Chapter	279	3	3	1.08%
	Greater Orlando Chapter	383	17	17	4.44%
	Manasota Chapter	70	2	2	2.86%
	Nature Coast Chapter	91	2	2	2.20%
	NCE(State Council Only FL)	10	0	0	0.00%
	North Central Florida Chapter	137	3	3	2.19%
	Northeast Florida Chapter	200	7	7	3.50%
	Northwest Florida Chapter	197	13	13	6.60%
	Palm Beach County Chapter	206	14	14	6.80%
	Southwest Florida Chapter	125	8	8	6.40%
	Volusia/Flagler Chapter	90	4	4	4.44%
	West Coast Florida Chapter	417	21	21	5.04%
<b>Georgia State Council</b>		<b>1,376</b>	<b>68</b>	<b>68</b>	<b>4.94%</b>
	Chattahoochee Chapter	56	6	6	10.71%
	Coastal Empire Chapter	96	6	6	6.25%
	Heart of Georgia Chapter	100	6	6	6.00%
	Lorene Newberry Chapter	234	11	11	4.70%
	Metro Atlanta Chapter	360	16	16	4.44%
	NCE(State Council Only GA)	22	1	1	4.55%
	Northeast Georgia Chapter	293	8	8	2.73%
	Southside Atlanta Chapter	114	10	10	8.77%
	Southwest Georgia Chapter	101	4	4	3.96%
<b>Guam US Territory</b>		<b>34</b>	<b>1</b>	<b>1</b>	<b>2.94%</b>
	NCE(US Territory GU)	34	1	1	2.94%



## 2021 ENA National Election

### State Councils and Local Chapters Returns Report - September 24, 2021

<b>Totals Members:</b>	<b>45,456</b>				
<b>Total Ballots Cast:</b>	<b>2,138</b>				
<b>Percentage:</b>	<b>4.70%</b>				
<b>State Council</b>	<b>Local Chapter</b>	<b>Total Members</b>	<b>Web Ballots</b>	<b>Total Ballots</b>	<b>% Received</b>
<b>Hawaii State Council</b>		<b>260</b>	<b>10</b>	<b>10</b>	<b>3.85%</b>
	NCE(State Council Only HI)	260	10	10	3.85%
<b>Idaho State Council</b>		<b>267</b>	<b>13</b>	<b>13</b>	<b>4.87%</b>
	NCE(State Council Only ID)	267	13	13	4.87%
<b>Illinois State Council</b>		<b>1,508</b>	<b>48</b>	<b>48</b>	<b>3.18%</b>
	NCE(State Council Only IL)	1,508	48	48	3.18%
<b>Indiana State Council</b>		<b>982</b>	<b>62</b>	<b>62</b>	<b>6.31%</b>
	Big Red Roadrunners Chapter	60	4	4	6.67%
	East Central Indiana Chapter	77	5	5	6.49%
	Indy Roadrunners Chapter	356	32	32	8.99%
	NCE(State Council Only IN)	11	0	0	0.00%
	Northeast Indiana Chapter	83	1	1	1.20%
	Northwest Indiana Chapter	126	6	6	4.76%
	River City Roadrunners Chapter	48	1	1	2.08%
	SNAP Chapter	90	4	4	4.44%
	Southwest Trailblazers	47	5	5	10.64%
	Wabash Valley Roadrunners Chapter	41	1	1	2.44%
	West Central Indiana Chapter	43	3	3	6.98%
<b>International</b>		<b>462</b>	<b>35</b>	<b>35</b>	<b>7.58%</b>
	NCE(International Council Only ZZ)	462	35	35	7.58%
<b>Iowa State Council</b>		<b>418</b>	<b>25</b>	<b>25</b>	<b>5.98%</b>
	NCE(State Council Only IA)	418	25	25	5.98%
<b>Kansas State Council</b>		<b>340</b>	<b>21</b>	<b>21</b>	<b>6.18%</b>
	Eastern Kansas Chapter	199	10	10	5.03%
	ENACK Chapter	138	11	11	7.97%
	NCE(State Council Only KS)	3	0	0	0.00%
<b>Kentucky State Council</b>		<b>578</b>	<b>58</b>	<b>58</b>	<b>10.03%</b>
	Bluegrass Chapter	293	43	43	14.68%

## 2021 ENA National Election

### State Councils and Local Chapters Returns Report - September 24, 2021

<b>Totals Members:</b>	<b>45,456</b>				
<b>Total Ballots Cast:</b>	<b>2,138</b>				
<b>Percentage:</b>	<b>4.70%</b>				
<b>State Council</b>	<b>Local Chapter</b>	<b>Total Members</b>	<b>Web Ballots</b>	<b>Total Ballots</b>	<b>% Received</b>
	Kentuckiana Chapter	155	6	6	3.87%
	NCE(State Council Only KY)	4	0	0	0.00%
	Three Rivers Chapter	126	9	9	7.14%
<b>Louisiana State Council</b>		<b>826</b>	<b>35</b>	<b>35</b>	<b>4.24%</b>
	NCE(State Council Only LA)	826	35	35	4.24%
<b>Maine State Council</b>		<b>297</b>	<b>22</b>	<b>22</b>	<b>7.41%</b>
	NCE(State Council Only ME)	297	22	22	7.41%
<b>Maryland State Council</b>		<b>1,010</b>	<b>45</b>	<b>45</b>	<b>4.46%</b>
	Eastern Shore Chapter	85	6	6	7.06%
	Metropolitan Baltimore Chapter	545	22	22	4.04%
	Mid-Maryland Chapter	369	16	16	4.34%
	NCE(State Council Only MD)	11	1	1	9.09%
<b>Massachusetts State Council</b>		<b>976</b>	<b>45</b>	<b>45</b>	<b>4.61%</b>
	Beacon Chapter	443	24	24	5.42%
	Central Mass Chapter	132	7	7	5.30%
	Mayflower Chapter	231	11	11	4.76%
	NCE(State Council Only MA)	7	0	0	0.00%
	Pioneer Valley Chapter	163	3	3	1.84%
<b>Michigan State Council</b>		<b>1,025</b>	<b>45</b>	<b>45</b>	<b>4.39%</b>
	East Michigan ENA Chapter	665	31	31	4.66%
	NCE(State Council Only MI)	11	0	0	0.00%
	North Michigan Chapter	101	2	2	1.98%
	West Michigan Chapter	248	12	12	4.84%
<b>Military Council</b>		<b>79</b>	<b>1</b>	<b>1</b>	<b>1.27%</b>
	NCE(Military Council Only MM)	79	1	1	1.27%
<b>Minnesota State Council</b>		<b>683</b>	<b>37</b>	<b>37</b>	<b>5.42%</b>
	Central Minnesota Chapter	101	6	6	5.94%
	Greater Twin Cities Chapter	386	20	20	5.18%

## 2021 ENA National Election

### State Councils and Local Chapters Returns Report - September 24, 2021

<b>Totals Members:</b>	<b>45,456</b>				
<b>Total Ballots Cast:</b>	<b>2,138</b>				
<b>Percentage:</b>	<b>4.70%</b>				
<b>State Council</b>	<b>Local Chapter</b>	<b>Total Members</b>	<b>Web Ballots</b>	<b>Total Ballots</b>	<b>% Received</b>
	Lake Superior Chapter	33	0	0	0.00%
	NCE(State Council Only MN)	37	1	1	2.70%
	Zumbro Valley Chapter	126	10	10	7.94%
<b>Mississippi State Council</b>		<b>360</b>	<b>15</b>	<b>15</b>	<b>4.17%</b>
	NCE(State Council Only MS)	360	15	15	4.17%
<b>Missouri State Council</b>		<b>791</b>	<b>35</b>	<b>35</b>	<b>4.42%</b>
	Central Missouri Chapter	75	4	4	5.33%
	Crescent Chapter	26	2	2	7.69%
	Greater Kansas City Area Chapter	247	8	8	3.24%
	Greater St. Louis Chapter	266	11	11	4.14%
	NCE(State Council Only MO)	23	0	0	0.00%
	Ozark Chapter	137	10	10	7.30%
	SEMO Chapter	17	0	0	0.00%
<b>Montana State Council</b>		<b>221</b>	<b>9</b>	<b>9</b>	<b>4.07%</b>
	NCE(State Council Only MT)	221	9	9	4.07%
<b>Nebraska State Council</b>		<b>313</b>	<b>26</b>	<b>26</b>	<b>8.31%</b>
	NCE(State Council Only NE)	313	26	26	8.31%
<b>Nevada State Council</b>		<b>384</b>	<b>10</b>	<b>10</b>	<b>2.60%</b>
	NCE(State Council Only NV)	384	10	10	2.60%
<b>New Hampshire State Council</b>		<b>325</b>	<b>16</b>	<b>16</b>	<b>4.92%</b>
	NCE(State Council Only NH)	325	16	16	4.92%
<b>New Jersey State Council</b>		<b>1,572</b>	<b>81</b>	<b>81</b>	<b>5.15%</b>
	Jersey Shore Chapter	287	10	10	3.48%
	NCE(State Council Only NJ)	3	0	0	0.00%
	Northern New Jersey Chapter	700	36	36	5.14%
	Southern Jersey Chapter	271	20	20	7.38%
	West Central New Jersey Chapter	311	15	15	4.82%
<b>New Mexico State Council</b>		<b>352</b>	<b>12</b>	<b>12</b>	<b>3.41%</b>

## 2021 ENA National Election

### State Councils and Local Chapters Returns Report - September 24, 2021

<b>Totals Members:</b>	<b>45,456</b>				
<b>Total Ballots Cast:</b>	<b>2,138</b>				
<b>Percentage:</b>	<b>4.70%</b>				
<b>State Council</b>	<b>Local Chapter</b>	<b>Total Members</b>	<b>Web Ballots</b>	<b>Total Ballots</b>	<b>% Received</b>
	NCE(State Council Only NM)	352	12	12	3.41%
<b>New York State Council</b>		<b>2,577</b>	<b>95</b>	<b>95</b>	<b>3.69%</b>
	NCE(State Council Only NY)	2,577	95	95	3.69%
<b>North Carolina State Council</b>		<b>1,608</b>	<b>91</b>	<b>91</b>	<b>5.66%</b>
	Blue Ridge Chapter	109	11	11	10.09%
	Cardinal Chapter	263	8	8	3.04%
	Carolina Dogwood Chapter	162	2	2	1.23%
	Carolina Foothills Chapter	81	6	6	7.41%
	Coastal Carolina Chapter	66	2	2	3.03%
	Eastern Tarheel Chapter	166	12	12	7.23%
	Heart of Carolina Chapter	172	11	11	6.40%
	Metrolina Chapter	314	25	25	7.96%
	NCE(State Council Only NC)	14	0	0	0.00%
	North Carolina Eastern Piedmont Chapter	240	12	12	5.00%
	Outer Banks Chapter	21	2	2	9.52%
<b>North Dakota State Council</b>		<b>126</b>	<b>6</b>	<b>6</b>	<b>4.76%</b>
	NCE(State Council Only ND)	125	6	6	4.80%
	Red River Valley Chapter	1	0	0	0.00%
<b>Ohio State Council</b>		<b>1,422</b>	<b>83</b>	<b>83</b>	<b>5.84%</b>
	Central Ohio Chapter	277	12	12	4.33%
	Eastern Ohio Chapter	65	3	3	4.62%
	Greater Akron Chapter	190	5	5	2.63%
	Greater Cincinnati Chapter	461	49	49	10.63%
	Greater Cleveland Chapter	255	7	7	2.75%
	NCE(State Council Only OH)	4	1	1	25.00%
	Seagate Chapter	170	6	6	3.53%
<b>Oklahoma State Council</b>		<b>506</b>	<b>21</b>	<b>21</b>	<b>4.15%</b>
	NCE(State Council Only OK)	506	21	21	4.15%

## 2021 ENA National Election

### State Councils and Local Chapters Returns Report - September 24, 2021

<b>Totals Members:</b>	<b>45,456</b>				
<b>Total Ballots Cast:</b>	<b>2,138</b>				
<b>Percentage:</b>	<b>4.70%</b>				
<b>State Council</b>	<b>Local Chapter</b>	<b>Total Members</b>	<b>Web Ballots</b>	<b>Total Ballots</b>	<b>% Received</b>
<b>Oregon State Council</b>		<b>725</b>	<b>22</b>	<b>22</b>	<b>3.03%</b>
	Eastern Oregon Chapter	35	0	0	0.00%
	High Desert Chapter	77	1	1	1.30%
	Mid Valley and Coastal Chapter	246	7	7	2.85%
	NCE(State Council Only OR)	290	11	11	3.79%
	Southern Oregon Chapter	77	3	3	3.90%
<b>Pennsylvania State Council</b>		<b>1,904</b>	<b>113</b>	<b>113</b>	<b>5.93%</b>
	Berks County Chapter	1	0	0	0.00%
	Capital Area Chapter	356	18	18	5.06%
	Delaware Valley Chapter	539	22	22	4.08%
	Greater Lehigh Valley Chapter	1	0	0	0.00%
	NCE(State Council Only PA)	3	0	0	0.00%
	Philadelphia Chapter	217	19	19	8.76%
	Pocono Chapter	288	14	14	4.86%
	Seven Mountains Chapter	52	4	4	7.69%
	Susquehanna Chapter	1	0	0	0.00%
	Western Pennsylvania Chapter	446	36	36	8.07%
<b>PR US Commonwealth</b>		<b>17</b>	<b>1</b>	<b>1</b>	<b>5.88%</b>
	NCE(US Commonwealth PR)	17	1	1	5.88%
<b>Rhode Island State Council</b>		<b>176</b>	<b>6</b>	<b>6</b>	<b>3.41%</b>
	NCE(State Council Only RI)	176	6	6	3.41%
<b>South Carolina State Council</b>		<b>655</b>	<b>47</b>	<b>47</b>	<b>7.18%</b>
	Central Chapter	166	13	13	7.83%
	Coastal Carolina SCENA Chapter	62	1	1	1.61%
	Foothills Chapter	164	9	9	5.49%
	Low Country Chapter	170	21	21	12.35%
	Palmetto Chapter	51	3	3	5.88%
	Pee Dee Chapter	42	0	0	0.00%

## 2021 ENA National Election

### State Councils and Local Chapters Returns Report - September 24, 2021

<b>Totals Members:</b>	<b>45,456</b>				
<b>Total Ballots Cast:</b>	<b>2,138</b>				
<b>Percentage:</b>	<b>4.70%</b>				
<b>State Council</b>	<b>Local Chapter</b>	<b>Total Members</b>	<b>Web Ballots</b>	<b>Total Ballots</b>	<b>% Received</b>
<b>South Dakota State Council</b>		<b>163</b>	<b>9</b>	<b>9</b>	<b>5.52%</b>
	NCE(State Council Only SD)	163	9	9	5.52%
<b>Tennessee State Council</b>		<b>764</b>	<b>44</b>	<b>44</b>	<b>5.76%</b>
	Appalachian Chapter	106	3	3	2.83%
	Memphis Area Chapter	171	6	6	3.51%
	Middle Tennessee Chapter	293	23	23	7.85%
	Scenic Cities Chapter	86	2	2	2.33%
	Smokey Mountain Chapter	108	10	10	9.26%
<b>Texas State Council</b>		<b>4,204</b>	<b>190</b>	<b>190</b>	<b>4.52%</b>
	Austin Chapter	271	14	14	5.17%
	Brazos Valley Chapter	70	2	2	2.86%
	Central Texas Chapter	199	9	9	4.52%
	Coastal Bend Chapter	113	6	6	5.31%
	Dallas County Chapter	639	24	24	3.76%
	East Texas Chapter	175	6	6	3.43%
	El Paso Chapter	99	3	3	3.03%
	Golden Triangle Chapter	111	23	23	20.72%
	Gulf Coast Chapter	199	12	12	6.03%
	Heart of Texas Chapter	5	0	0	0.00%
	Hi Plains Chapter	156	7	7	4.49%
	Houston Chapter	552	23	23	4.17%
	NCE(State Council Only TX)	33	0	0	0.00%
	North Texas Chapter	56	0	0	0.00%
	Rio Bravo Chachalacas Chapter	106	7	7	6.60%
	San Antonio Chapter	522	25	25	4.79%
	Staked Plains Chapter	136	2	2	1.47%
	Tarrant County Chapter	538	17	17	3.16%
	Texas 10-59 Chapter	143	6	6	4.20%

## 2021 ENA National Election

### State Councils and Local Chapters Returns Report - September 24, 2021

<b>Totals Members:</b>	<b>45,456</b>				
<b>Total Ballots Cast:</b>	<b>2,138</b>				
<b>Percentage:</b>	<b>4.70%</b>				
<b>State Council</b>	<b>Local Chapter</b>	<b>Total Members</b>	<b>Web Ballots</b>	<b>Total Ballots</b>	<b>% Received</b>
	West Texas Panhandle Chapter	81	4	4	4.94%
<b>Utah State Council</b>		<b>248</b>	<b>15</b>	<b>15</b>	<b>6.05%</b>
	NCE(State Council Only UT)	248	15	15	6.05%
<b>Vermont State Council</b>		<b>158</b>	<b>10</b>	<b>10</b>	<b>6.33%</b>
	NCE(State Council Only VT)	158	10	10	6.33%
<b>VI US Territory</b>		<b>3</b>	<b>0</b>	<b>0</b>	<b>0.00%</b>
	NCE(US Territory VI)	3	0	0	0.00%
<b>Virginia State Council</b>		<b>1,512</b>	<b>69</b>	<b>69</b>	<b>4.56%</b>
	Central Virginia Chapter	325	10	10	3.08%
	Lord Fairfax Roadrunners Chap	81	2	2	2.47%
	NCE(State Council Only VA)	3	0	0	0.00%
	Northern Virginia Chapter	490	21	21	4.29%
	Rappahannock Area Chapter	41	3	3	7.32%
	Roanoke Roadrunners Chapter	179	8	8	4.47%
	Shenandoah Valley Chapter	91	4	4	4.40%
	Tidewater Chapter	302	21	21	6.95%
<b>Washington State Council</b>		<b>1,219</b>	<b>39</b>	<b>39</b>	<b>3.20%</b>
	NCE(State Council Only WA)	1,219	39	39	3.20%
<b>West Virginia State Council</b>		<b>183</b>	<b>16</b>	<b>16</b>	<b>8.74%</b>
	NCE(State Council Only WV)	183	16	16	8.74%
<b>Wisconsin State Council</b>		<b>684</b>	<b>35</b>	<b>35</b>	<b>5.12%</b>
	NCE(State Council Only WI)	684	35	35	5.12%
<b>Wyoming State Council</b>		<b>158</b>	<b>8</b>	<b>8</b>	<b>5.06%</b>
	NCE(State Council Only WY)	158	8	8	5.06%
<b>Totals</b>		<b>45,456</b>	<b>2,138</b>	<b>2,138</b>	<b>4.70%</b>