

Emergency Nurses Association
2019 Election
Final Vote Summary - October 01, 2019

PRESIDENT-ELECT CANDIDATES

Vote for 1

Ron Kraus	2,646	
------------------	--------------	--

SECRETARY/TREASURER CANDIDATES

Vote for 1

Jennifer Schmitz	1,324	49.74%
Karla Nygren	1,338	50.26%
	<hr style="width: 50%; margin-left: auto; margin-right: 0;"/> 2,662	

DIRECTOR CANDIDATES

Vote for 2

Jack Rodgers	658	12.87%
Cheryl Randolph	901	17.63%
Jeannie Burnie	603	11.80%
Ryan Oglesby	978	19.13%
Carla Brim	485	9.49%
Cheryl Ann MacDonald-Sweet	551	10.78%
Chris Dellinger	936	18.31%
	<hr style="width: 50%; margin-left: auto; margin-right: 0;"/> 5,112	

NOMINATIONS AND ELECTIONS COMMITTEE – REGION 2 CANDIDATES

Vote for 1

Julie Miller	2,559	
---------------------	--------------	--

NOMINATIONS AND ELECTIONS COMMITTEE – REGION 4 CANDIDATES

Vote for 1

Gina Slobogin	2,543	
----------------------	--------------	--

NOMINATIONS AND ELECTIONS COMMITTEE – REGION 6 CANDIDATES

Vote for 1

Todd Haines	1,273	49.25%
Barbara Gibson	1,312	50.75%
	<hr style="width: 50%; margin-left: auto; margin-right: 0;"/> 2,585	

Emergency Nurses Association
2019 Election
Final Vote Summary - October 01, 2019

NOMINATIONS AND ELECTIONS COMMITTEE- ENA PAST BOARD MEMBER

Vote for 1

Matthew F. Powers	2,593
--------------------------	--------------

Election Summary

Total Returns by Internet	<u>2,795</u>
Total Returns	2,795
Total Ballots Distributed	42,949
Percent Returned	6.51%

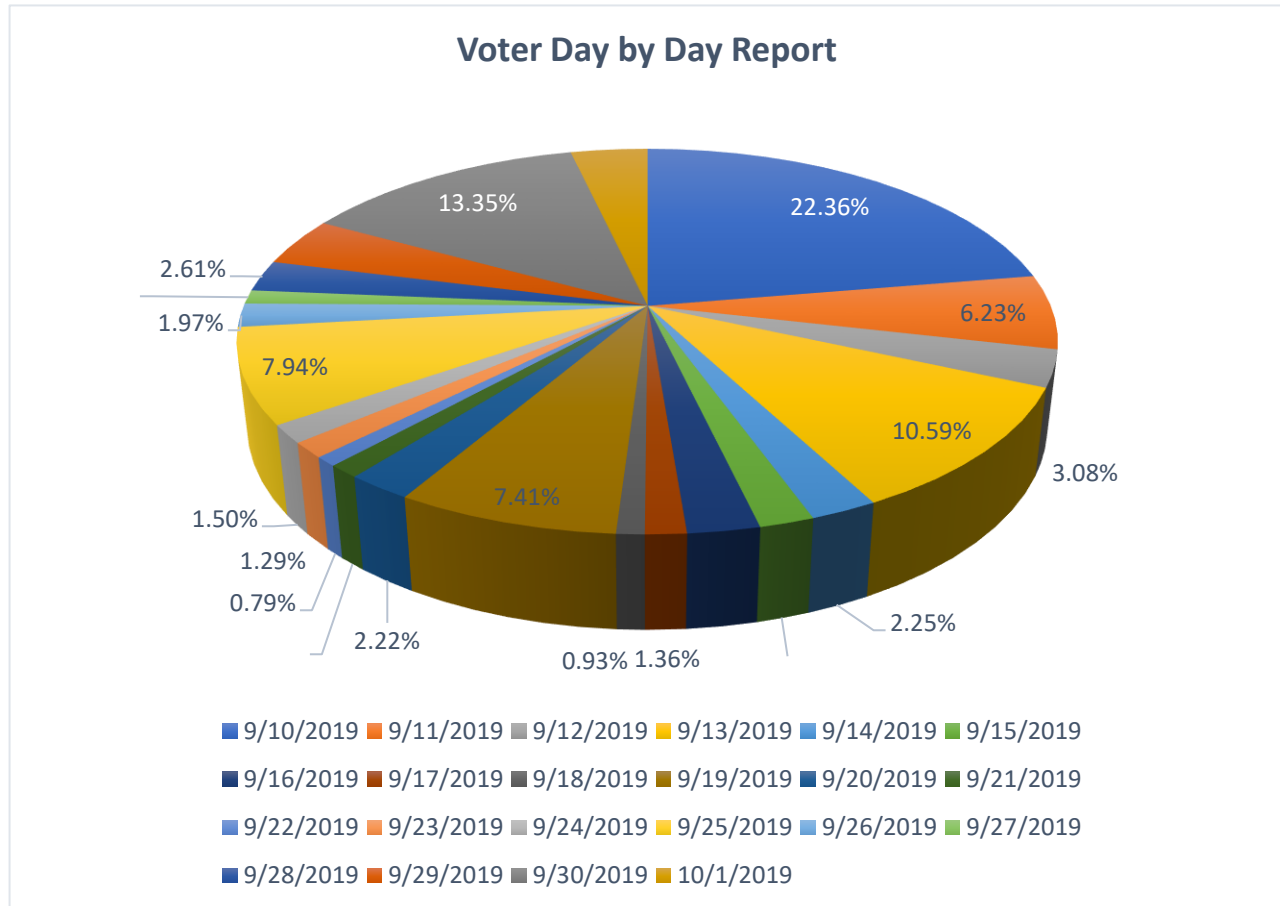


Certified, Frank Fatone
President and CEO
Election Services Co.

The election results and any additional information in connection therewith provided by ESC hereunder or in any report delivered by ESC in connection therewith are provided solely for the benefit of the Board of Directors or equivalent governing body of your organization in connection with the services provided hereunder or any other services rendered in connection therewith and shall not otherwise be reproduced for any other purpose, made public or provided to the membership of your organization (other than to report such actual election results) or any other person or entity without the express prior written consent of ESC.

Emergency Nurses Association - 2019 Election Voting Activity Day by Day

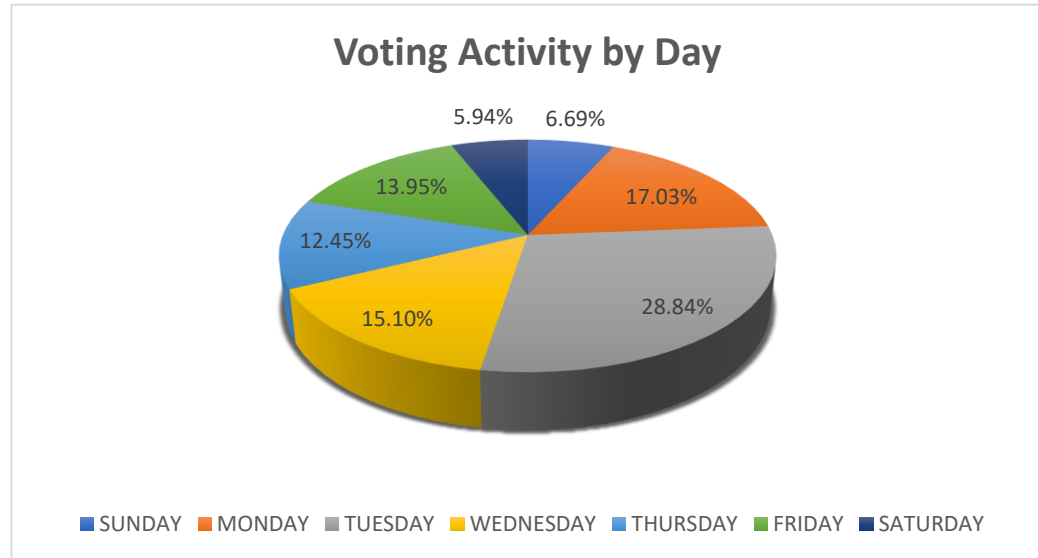
DATE	VOTES	PERCENTAGE
9/10/2019	625	22.36%
9/11/2019	174	6.23%
9/12/2019	86	3.08%
9/13/2019	296	10.59%
9/14/2019	63	2.25%
9/15/2019	51	1.82%
9/16/2019	67	2.40%
9/17/2019	38	1.36%
9/18/2019	26	0.93%
9/19/2019	207	7.41%
9/20/2019	62	2.22%
9/21/2019	30	1.07%
9/22/2019	22	0.79%
9/23/2019	36	1.29%
9/24/2019	42	1.50%
9/25/2019	222	7.94%
9/26/2019	55	1.97%
9/27/2019	32	1.14%
9/28/2019	73	2.61%
9/29/2019	114	4.08%
9/30/2019	373	13.35%
10/1/2019	101	3.61%
TOTALS	2,795	100.00%



Indicates email blast sent by ESC

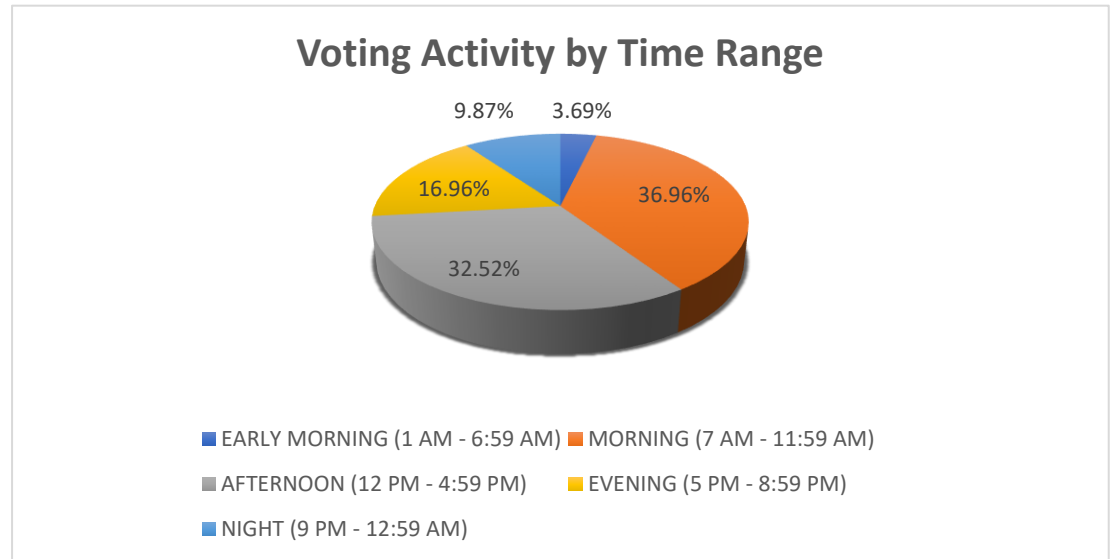
Emergency Nurses Association - 2019 Election Voting Activity by Day

DAY	VOTES	PERCENTAGE
SUNDAY	187	6.69%
MONDAY	476	17.03%
TUESDAY	806	28.84%
WEDNESDAY	422	15.10%
THURSDAY	348	12.45%
FRIDAY	390	13.95%
SATURDAY	166	5.94%
TOTALS	2,795	100.00%



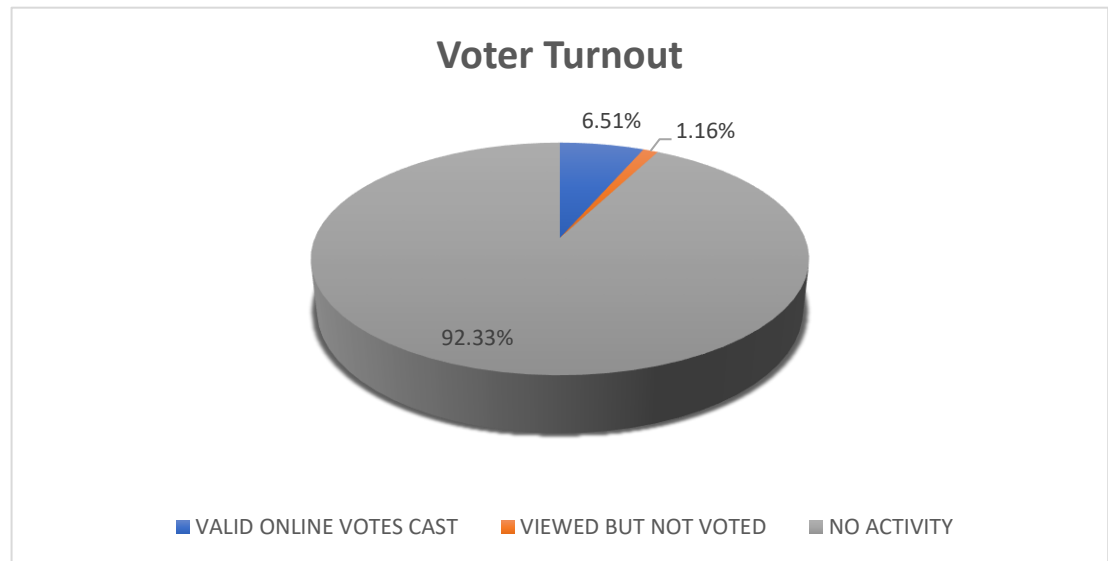
Emergency Nurses Association - 2019 Election Voting Activity by Time Range

TIME RANGE	VOTES	PERCENTAGE
EARLY MORNING (1 AM - 6:59 AM)	103	3.69%
MORNING (7 AM - 11:59 AM)	1,033	36.96%
AFTERNOON (12 PM - 4:59 PM)	909	32.52%
EVENING (5 PM - 8:59 PM)	474	16.96%
NIGHT (9 PM - 12:59 AM)	276	9.87%
TOTALS	2,795	100.00%



Emergency Nurses Association - 2019 Election Voting Activity Report

ACTIVITY	NUMBER	PERCENTAGE
VALID ONLINE VOTES CAST	2,795	6.51%
VIEWED BUT NOT VOTED	498	1.16%
NO ACTIVITY	39,656	92.33%
TOTALS	42,949	100.00%



2019 ENA National Election

State Councils and Local Chapters Returns Report - September 24, 2019

Totals Members:	42,949				
Total Ballots Cast:	2,795				
Percentage:	6.51%				
State Council	Local Chapter	Total Members	Web Ballots	Total Ballots	% Received
Alabama State Council		384	38	38	9.90%
	NCE(State Council Only AL)	384	38	38	9.90%
Alaska State Council		251	9	9	3.59%
	NCE(State Council Only AK)	251	9	9	3.59%
Arizona State Council		751	51	51	6.79%
	NCE(State Council Only AZ)	751	51	51	6.79%
Arkansas State Council		354	42	42	11.86%
	NCE(State Council Only AR)	354	42	42	11.86%
California State Council		4,282	212	212	4.95%
	Channel Islands Chapter	155	7	7	4.52%
	East Bay Chapter	368	23	23	6.25%
	Greater Los Angeles Co. Chap	744	25	25	3.36%
	Inland Empire Chapter	470	18	18	3.83%
	Kern County Chapter	74	4	4	5.41%
	Loma Prieta Chapter	282	20	20	7.09%
	Mid-Valley Chapter	320	6	6	1.88%
	NCE(State Council Only CA)	15	0	0	0.00%
	Orange Coast Chapter	380	24	24	6.32%
	Sacramento Chapter	554	29	29	5.23%
	San Diego County Chapter	417	23	23	5.52%
	San Francisco Bay Area Chap.	366	29	29	7.92%
	Superior California Chapter	137	4	4	2.92%
Colorado State Council		950	50	50	5.26%
	NCE(State Council Only CO)	950	50	50	5.26%
Connecticut State Council		454	28	28	6.17%
	NCE(State Council Only CT)	454	28	28	6.17%
Delaware State Council		233	17	17	7.30%
	NCE(State Council Only DE)	233	17	17	7.30%

2019 ENA National Election

State Councils and Local Chapters Returns Report - September 24, 2019

Totals Members:	42,949				
Total Ballots Cast:	2,795				
Percentage:	6.51%				

State Council	Local Chapter	Total Members	Web Ballots	Total Ballots	% Received
Florida State Council		2,216	99	99	4.47%
	Big Bend Chapter	50	6	6	12.00%
	Broward Chapter	214	8	8	3.74%
	Central Florida Chapter	84	1	1	1.19%
	Conch Republic of the Florida Keys Chapter	23	0	0	0.00%
	Dade-Broward Chapter	298	4	4	1.34%
	Greater Orlando Chapter	259	8	8	3.09%
	Manasota Chapter	44	2	2	4.55%
	Nature Coast Chapter	77	3	3	3.90%
	NCE(State Council Only FL)	3	1	1	33.33%
	North Central Florida Chapter	127	5	5	3.94%
	Northeast Florida Chapter	155	9	9	5.81%
	Northwest Florida Chapter	167	9	9	5.39%
	Palm Beach County Chapter	164	13	13	7.93%
	Southwest Florida Chapter	120	6	6	5.00%
	Space Coast Chapter	78	8	8	10.26%
	Volusia/Flagler Chapter	69	5	5	7.25%
	West Coast Florida Chapter	284	11	11	3.87%
Georgia State Council		1,165	83	83	7.12%
	Chattahoochee Chapter	58	6	6	10.34%
	Coastal Empire Chapter	117	7	7	5.98%
	Heart of Georgia Chapter	100	7	7	7.00%
	Lorene Newberry Chapter	167	18	18	10.78%
	Metro Atlanta Chapter	302	20	20	6.62%
	NCE(State Council Only GA)	12	0	0	0.00%
	Northeast Georgia Chapter	237	12	12	5.06%
	Southside Atlanta Chapter	91	9	9	9.89%
	Southwest Georgia Chapter	81	4	4	4.94%

2019 ENA National Election

State Councils and Local Chapters Returns Report - September 24, 2019

Totals Members:	42,949				
Total Ballots Cast:	2,795				
Percentage:	6.51%				
State Council	Local Chapter	Total Members	Web Ballots	Total Ballots	% Received
Guam US Territory		30	0	0	0.00%
	NCE(US Territory GU)	30	0	0	0.00%
Hawaii State Council		210	10	10	4.76%
	NCE(State Council Only HI)	210	10	10	4.76%
Idaho State Council		241	13	13	5.39%
	NCE(State Council Only ID)	241	13	13	5.39%
Illinois State Council		1,444	66	66	4.57%
	NCE(State Council Only IL)	1,444	66	66	4.57%
Indiana State Council		1,015	147	147	14.48%
	Big Red Roadrunners Chapter	52	9	9	17.31%
	East Central Indiana Chapter	74	12	12	16.22%
	Indy Roadrunners Chapter	372	77	77	20.70%
	NCE(State Council Only IN)	5	1	1	20.00%
	Northeast Indiana Chapter	88	4	4	4.55%
	Northwest Indiana Chapter	149	10	10	6.71%
	River City Roadrunners Chapter	46	4	4	8.70%
	SNAP Chapter	88	10	10	11.36%
	Southwest Trailblazers	34	11	11	32.35%
	Wabash Valley Roadrunners Chapter	51	4	4	7.84%
	West Central Indiana Chapter	56	5	5	8.93%
International		448	35	35	7.81%
	NCE(International Council Only ZZ)	448	35	35	7.81%
Iowa State Council		428	34	34	7.94%
	NCE(State Council Only IA)	428	34	34	7.94%
Kansas State Council		359	20	20	5.57%
	Eastern Kansas Chapter	206	11	11	5.34%
	ENACK Chapter	152	9	9	5.92%
	NCE(State Council Only KS)	1	0	0	0.00%

2019 ENA National Election

State Councils and Local Chapters Returns Report - September 24, 2019

Totals Members:	42,949				
Total Ballots Cast:	2,795				
Percentage:	6.51%				
State Council	Local Chapter	Total Members	Web Ballots	Total Ballots	% Received
Kentucky State Council		619	50	50	8.08%
	Bluegrass Chapter	338	32	32	9.47%
	Greater Cincinnati Chapter	1	0	0	0.00%
	Kentuckiana Chapter	137	8	8	5.84%
	NCE(State Council Only KY)	1	0	0	0.00%
	Three Rivers Chapter	142	10	10	7.04%
Louisiana State Council		693	136	136	19.62%
	NCE(State Council Only LA)	693	136	136	19.62%
Maine State Council		308	34	34	11.04%
	NCE(State Council Only ME)	308	34	34	11.04%
Maryland State Council		980	47	47	4.80%
	Eastern Shore Chapter	78	7	7	8.97%
	Metropolitan Baltimore Chapter	546	26	26	4.76%
	Mid-Maryland Chapter	354	14	14	3.95%
	NCE(State Council Only MD)	2	0	0	0.00%
Massachusetts State Council		905	61	61	6.74%
	Beacon Chapter	398	30	30	7.54%
	Central Mass Chapter	132	10	10	7.58%
	Mayflower Chapter	212	16	16	7.55%
	NCE(State Council Only MA)	6	0	0	0.00%
	Pioneer Valley Chapter	157	5	5	3.18%
Michigan State Council		1,013	42	42	4.15%
	Huron Valley Chapter	637	25	25	3.92%
	Little Traverse Bay Chapter	108	5	5	4.63%
	NCE(State Council Only MI)	20	0	0	0.00%
	West Michigan Chapter	248	12	12	4.84%
Military Council		66	1	1	1.52%
	NCE(Military Council Only MM)	66	1	1	1.52%

2019 ENA National Election

State Councils and Local Chapters Returns Report - September 24, 2019

Totals Members:	42,949				
Total Ballots Cast:	2,795				
Percentage:	6.51%				
State Council	Local Chapter	Total Members	Web Ballots	Total Ballots	% Received
Minnesota State Council		667	48	48	7.20%
	Central Minnesota Chapter	84	7	7	8.33%
	Greater Twin Cities Chapter	410	29	29	7.07%
	Lake Superior Chapter	47	3	3	6.38%
	NCE(State Council Only MN)	9	0	0	0.00%
	Zumbro Valley Chapter	117	9	9	7.69%
Mississippi State Council		302	26	26	8.61%
	NCE(State Council Only MS)	302	26	26	8.61%
Missouri State Council		839	53	53	6.32%
	Central Missouri Chapter	71	3	3	4.23%
	Crescent Chapter	34	1	1	2.94%
	Greater Kansas City Area Chapter	236	16	16	6.78%
	Greater St. Louis Chapter	260	15	15	5.77%
	NCE(State Council Only MO)	4	0	0	0.00%
	Ozark Chapter	174	16	16	9.20%
	SEMO Chapter	60	2	2	3.33%
Montana State Council		185	14	14	7.57%
	NCE(State Council Only MT)	185	14	14	7.57%
Nebraska State Council		284	30	30	10.56%
	NCE(State Council Only NE)	284	30	30	10.56%
Nevada State Council		324	12	12	3.70%
	NCE(State Council Only NV)	324	12	12	3.70%
New Hampshire State Council		338	19	19	5.62%
	NCE(State Council Only NH)	338	19	19	5.62%
New Jersey State Council		1,563	91	91	5.82%
	Jersey Shore Chapter	275	9	9	3.27%
	NCE(State Council Only NJ)	2	0	0	0.00%
	Northern New Jersey Chapter	640	41	41	6.41%

2019 ENA National Election

State Councils and Local Chapters Returns Report - September 24, 2019

Totals Members:	42,949				
Total Ballots Cast:	2,795				
Percentage:	6.51%				
State Council	Local Chapter	Total Members	Web Ballots	Total Ballots	% Received
	Southern Jersey Chapter	312	22	22	7.05%
	West Central New Jersey Chapter	334	19	19	5.69%
New Mexico State Council		300	20	20	6.67%
	NCE(State Council Only NM)	300	20	20	6.67%
New York State Council		2,429	109	109	4.49%
	Adirondack Chapter	221	15	15	6.79%
	Brooklyn/Staten Island Chapter	239	10	10	4.18%
	Central New York Chapter	97	5	5	5.15%
	Chatt Chapter	34	3	3	8.82%
	Genesee Valley Chapter	166	8	8	4.82%
	Lower Hudson Valley Chapter	317	11	11	3.47%
	Manhattan/Bronx Chapter	274	9	9	3.28%
	Mark Twain Chapter	39	3	3	7.69%
	Mohawk Valley Chapter	48	1	1	2.08%
	Nassau/Queens Chapter	529	13	13	2.46%
	NCE(State Council Only NY)	1	0	0	0.00%
	Southern Tier New York Chapter	95	15	15	15.79%
	Suffolk County Chapter	271	6	6	2.21%
	Western New York Chapter	98	10	10	10.20%
North Carolina State Council		1,614	104	104	6.44%
	Blue Ridge Chapter	130	5	5	3.85%
	Cardinal Chapter	236	16	16	6.78%
	Carolina Dogwood Chapter	123	1	1	0.81%
	Carolina Foothills Chapter	80	9	9	11.25%
	Coastal Carolina Chapter	119	3	3	2.52%
	Eastern Tarheel Chapter	176	13	13	7.39%
	Heart of Carolina Chapter	172	9	9	5.23%
	Metrolina Chapter	287	16	16	5.57%

2019 ENA National Election

State Councils and Local Chapters Returns Report - September 24, 2019

Totals Members:	42,949				
Total Ballots Cast:	2,795				
Percentage:	6.51%				
State Council	Local Chapter	Total Members	Web Ballots	Total Ballots	% Received
	NCE(State Council Only NC)	9	0	0	0.00%
	North Carolina Eastern Piedmont Chapter	266	30	30	11.28%
	Outer Banks Chapter	16	2	2	12.50%
North Dakota State Council		127	7	7	5.51%
	Prairie Crossroads Chapter	75	6	6	8.00%
	Red River Valley Chapter	52	1	1	1.92%
Ohio State Council		1,433	96	96	6.70%
	Central Ohio Chapter	293	12	12	4.10%
	Eastern Ohio Chapter	82	3	3	3.66%
	Greater Akron Chapter	175	5	5	2.86%
	Greater Cincinnati Chapter	497	57	57	11.47%
	Greater Cleveland Chapter	236	10	10	4.24%
	NCE(State Council Only OH)	5	0	0	0.00%
	Seagate Chapter	145	9	9	6.21%
Oklahoma State Council		554	41	41	7.40%
	NCE(State Council Only OK)	554	41	41	7.40%
Oregon State Council		745	31	31	4.16%
	Eastern Oregon Chapter	32	0	0	0.00%
	High Desert Chapter	98	1	1	1.02%
	Mid Valley and Coastal Chapter	231	10	10	4.33%
	NCE(State Council Only OR)	315	18	18	5.71%
	Southern Oregon Chapter	69	2	2	2.90%
Pennsylvania State Council		1,885	127	127	6.74%
	Berks County Chapter	151	1	1	0.66%
	Bux-Mont Chapter	188	14	14	7.45%
	C.O.D.E. Chapter	69	5	5	7.25%
	Capital Area Chapter	338	14	14	4.14%
	Delaware County Chapter	177	11	11	6.21%

2019 ENA National Election

State Councils and Local Chapters Returns Report - September 24, 2019

Totals Members:	42,949				
Total Ballots Cast:	2,795				
Percentage:	6.51%				
State Council	Local Chapter	Total Members	Web Ballots	Total Ballots	% Received
	Greater Lehigh Valley Chapter	139	8	8	5.76%
	Lake Erie Chapter	52	5	5	9.62%
	NCE(State Council Only PA)	5	0	0	0.00%
	Philadelphia Chapter	281	15	15	5.34%
	Pocono Chapter	73	13	13	17.81%
	Seven Mountains Chapter	52	7	7	13.46%
	Susquehanna Chapter	88	3	3	3.41%
	Western Pennsylvania Chapter	272	31	31	11.40%
PR US Commonwealth		7	1	1	14.29%
	NCE(US Commonwealth PR)	7	1	1	14.29%
Rhode Island State Council		165	7	7	4.24%
	NCE(State Council Only RI)	165	7	7	4.24%
South Carolina State Council		617	47	47	7.62%
	Central Chapter	146	11	11	7.53%
	Coastal Carolina SCENA Chapter	63	3	3	4.76%
	Foothills Chapter	173	11	11	6.36%
	Low Country Chapter	161	20	20	12.42%
	Palmetto Chapter	36	0	0	0.00%
	Pee Dee Chapter	38	2	2	5.26%
South Dakota State Council		159	39	39	24.53%
	NCE(State Council Only SD)	159	39	39	24.53%
Tennessee State Council		730	61	61	8.36%
	Appalachian Chapter	95	3	3	3.16%
	Memphis Area Chapter	147	6	6	4.08%
	Middle Tennessee Chapter	312	37	37	11.86%
	NCE(State Council Only TN)	1	0	0	0.00%
	Scenic Cities Chapter	81	5	5	6.17%
	Smokey Mountain Chapter	94	10	10	10.64%

2019 ENA National Election

State Councils and Local Chapters Returns Report - September 24, 2019

Totals Members:	42,949				
Total Ballots Cast:	2,795				
Percentage:	6.51%				
State Council	Local Chapter	Total Members	Web Ballots	Total Ballots	% Received
Texas State Council		4,014	240	240	5.98%
	Austin Chapter	260	20	20	7.69%
	Brazos Valley Chapter	77	5	5	6.49%
	Central Texas Chapter	178	9	9	5.06%
	Coastal Bend Chapter	121	6	6	4.96%
	Dallas County Chapter	586	30	30	5.12%
	East Texas Chapter	157	12	12	7.64%
	El Paso Chapter	98	3	3	3.06%
	Golden Triangle Chapter	112	10	10	8.93%
	Gulf Coast Chapter	182	14	14	7.69%
	Hi Plains Chapter	197	4	4	2.03%
	Houston Chapter	536	35	35	6.53%
	NCE(State Council Only TX)	8	0	0	0.00%
	North Texas Chapter	60	1	1	1.67%
	Rio Bravo Chachalacas Chapter	93	12	12	12.90%
	San Antonio Chapter	482	33	33	6.85%
	Staked Plains Chapter	128	5	5	3.91%
	Tarrant County Chapter	532	25	25	4.70%
	Texas 10-59 Chapter	134	8	8	5.97%
	West Texas Panhandle Chapter	73	8	8	10.96%
Utah State Council		217	27	27	12.44%
	NCE(State Council Only UT)	217	27	27	12.44%
Vermont State Council		184	19	19	10.33%
	NCE(State Council Only VT)	184	19	19	10.33%
VI US Territory		4	0	0	0.00%
	NCE(US Territory VI)	4	0	0	0.00%
Virginia State Council		1,421	92	92	6.47%
	Central Virginia Chapter	343	23	23	6.71%

2019 ENA National Election

State Councils and Local Chapters Returns Report - September 24, 2019

Totals Members:	42,949				
Total Ballots Cast:	2,795				
Percentage:	6.51%				
State Council	Local Chapter	Total Members	Web Ballots	Total Ballots	% Received
	Lord Fairfax Roadrunners Chap	66	4	4	6.06%
	NCE(State Council Only VA)	7	1	1	14.29%
	Northern Virginia Chapter	412	25	25	6.07%
	Peninsula Chapter	50	0	0	0.00%
	Rappahannock Area Chapter	36	3	3	8.33%
	Roanoke Roadrunners Chapter	174	9	9	5.17%
	Shenandoah Valley Chapter	109	8	8	7.34%
	Tidewater Chapter	224	19	19	8.48%
Washington State Council		1,087	46	46	4.23%
	NCE(State Council Only WA)	1,087	46	46	4.23%
West Virginia State Council		165	20	20	12.12%
	NCE(State Council Only WV)	165	20	20	12.12%
Wisconsin State Council		655	35	35	5.34%
	NCE(State Council Only WI)	655	35	35	5.34%
Wyoming State Council		136	8	8	5.88%
	NCE(State Council Only WY)	136	8	8	5.88%
Totals		42,949	2,795	2,795	6.51%