


Planning Your CNE Activity

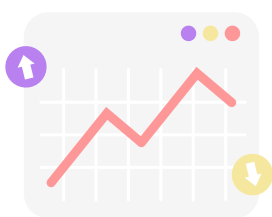
Step-by-step guide on how to plan a continuing nursing education activity.

Step 1 - Identify a Professional Practice Gap



The professional practice gap reflects the difference between what the nurses currently know or have the ability to do compared to what they should know or do at the conclusion of the activity.

Step 2 - Provide evidence to validate professional practice gap




Describe why there is a problem and you know it can be resolved. Stating there is a 'need' or a 'request' is not an adequate statement.

Step 3: Educational need causing the professional practice gap



The underlying educational need must align with the professional practice gap, learning outcome, evaluation method and content. For example - knowledge or skills.

Step 4: Write learning outcome



The learning outcome is a measurable statement of what the learner will know, show, or apply to practice at the end of the activity.

Step 5: Describe evaluation method



Describe what data will be collected to determine whether the learner achieved the desired learning outcome.

Questions? Contact CNE@ENA.org